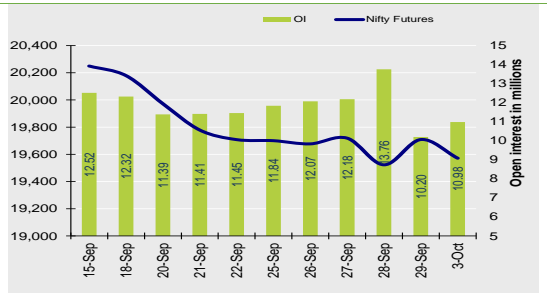


Nifty Snapshot

	Close	Prv Cl.	Ab chg	% chg
Spot	19,528.75	19,638.30	-109.55	-0.56
Futures	19,571.50	19,709.00	-137.50	-0.70
OI(ml shr)	10.98	10.20	0.79	7.71
Vol (lots)	116732	153684	-36952	-24.04
COC	42.75	70.70	-27.95	-39.5
PCR-OI	0.93	1.02	-0.09	-9.2

Nifty Futures Price v/s OI



Institutional Activity in previous trading session

(in Rs cr.)	Buy	Sell	Net
Index Futures	2324.20	4163.53	-1839.33
Index Options	1296512.43	1288630.37	7882.06
Stock Futures	13391.08	15283.50	-1892.42
Stock Options	16991.46	17163.46	-172.00
FII Cash	9,714.68	11,748.82	-2,034.14
DII Cash	9,223.41	7,862.39	1,361.02

Net FII Activity (in Rs cr.)

Date	Idx Fut	Stk Fut	Idx Opt	Cash
3-Oct	-1839.3	-1892.4	7882.1	-2034
29-Sep	-700.7	1716.4	-25751.4	-1686
28-Sep	-3893.3	-7740.7	-2034.7	-3364
27-Sep	-1188.9	864.2	1081.9	-354
26-Sep	-358.7	-1197.2	-30604.7	-693
25-Sep	-1466.0	2339.4	918.7	-2333

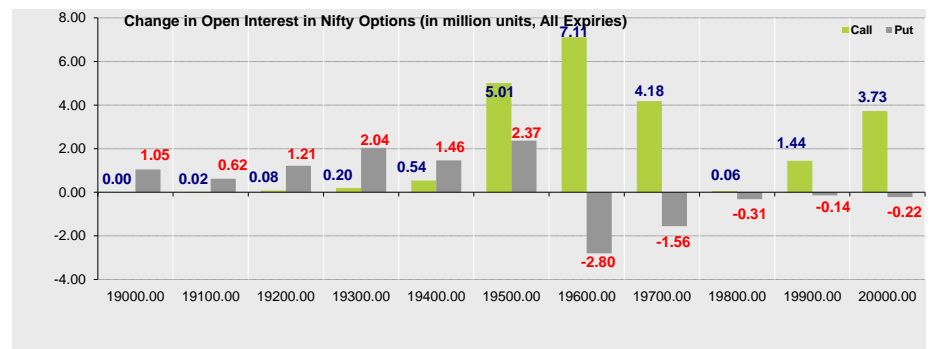
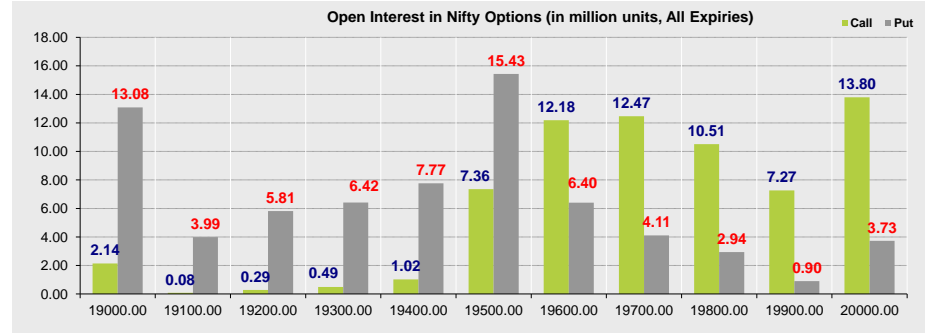
Technical Pivot (Intraday):

	S2	S1	PIVOT	R1	R2
NIFTY	19470	19520	19590	19640	19710
BANKNIFTY	44375	44500	44625	44745	44870

Summary

- Indian markets closed on a negative note where selling was mainly seen in Banking, Automobile, Metals sectors. Nifty Oct Future closed at 19571.50 (down 137.50 points) at a premium of 42.75 pts to spot.
- FII's were net sellers in Cash to the tune of 2034.14 Cr and were net sellers in index futures to the tune of 1839.33 Cr.
- India VIX increased by 3.16% to close at 11.79 touching an intraday high of 12.41.

Open Interest in Nifty Options:



- The above second chart shows previous trading day's change in Nifty options where Addition in OI were seen at 19500, 19400, 19300 strike Puts and at 19500, 19600, 19700 strike Calls indicating that the market is likely to remain range-bound in the near term.
- Highest OI build-up is seen at 20000 strike Calls and 19500 strike Puts, to the tune of 13.80mn and 15.43mn respectively.

Outlook on Nifty:

Index is likely to open on a negative note today and is likely to remain range-bound during the day.

(Price is in Rs; OI is in million units; Price chg and OI chg are in percentage) **NB RESEARCH**

Fresh Longs seen in:

Scrip	Price	Price chg	OI	OI Chg
MGL	1115.6	8.0	2.8	49.1
MARICO	573.6	1.6	11.5	12.5
POLYCAB	5407.4	0.5	2.5	10.1

Fresh Shorts seen in:

Scrip	Price	Price chg	OI	OI Chg
COROMANDEL	1149.0	-0.2	1.4	14.3
IBULHSGFIN	184.1	-1.5	64.5	10.2
INDIACEM	234.3	-0.2	19.3	10.1

Short Covering seen in:

Scrip	Price	Price chg	OI	OI Chg
APOLLTYRE	373.9	0.8	10.9	-5.8
NAVINFUOR	3841.5	1.4	1.2	-5.3
IRCTC	708.1	3.4	12.7	-4.7

Long Unwinding seen in:

Scrip	Price	Price chg	OI	OI Chg
MARUTI	10372.7	-2.7	2.7	-6.2
MCX	1965.7	-4.1	3.4	-4.7
BALKRISIND	2527.2	-0.9	1.8	-4.4

NIFTY50 Options OI (CE OI = Resistance) (PE OI = Support)			
Symbol	Highest CE OI	Highest PE OI	CMP
ADANIPTS	900	800	837
ADANIENT	2500	2000	2397
ASIANPAINT	3400	3100	3185
AXISBANK	1060	1000	1044
BAJAJ-AUTO	5100	5000	5047
BAJAJFINSV	1600	1500	1567
BAJFINANCE	8000	7500	7995
BHARTIARTL	950	900	927
BPCL	400	340	344
BRITANNIA	4700	4400	4519
CIPLA	1200	1200	1187
COALINDIA	300	290	293
DIVISLAB	4000	3700	3742
DRREDDY	5600	5300	5484
EICHERMOT	3500	3300	3356
GRASIM	2000	1900	1930
HCLTECH	1300	1200	1234
HDFCBANK	1600	1500	1518
HDFCLIFE	650	600	636
HEROMOTOCO	3200	3000	3016
HINDALCO	500	450	483
HINDUNILVR	2500	2500	2477
ICICIBANK	1000	950	946
ITC	450	440	441
INDUSINDBK	1500	1400	1444

NIFTY50 Options OI (CE OI = Resistance) (PE OI = Support)			
Symbol	Highest CE OI	Highest PE OI	CMP
INFY	1500	1400	1419
IOC	95	90	91
JSWSTEEL	800	750	773
KOTAKBANK	1800	1700	1735
LT	3100	3000	3071
LTIM	5500	5000	5231
M&M	1600	1500	1547
MARUTI	11000	10000	10373
NESTLEIND	23000	22000	22436
NTPC	250	235	242
ONGC	190	180	185
POWERGRID	200	200	200
RELIANCE	2400	2300	2328
SBILIFE	1400	1300	1301
SBIN	600	600	604
SUNPHARMA	1200	1100	1149
TATACONSUM	900	850	875
TATAMOTORS	650	600	623
TATASTEEL	130	120	128
TCS	3600	3400	3509
TECHM	1300	1200	1224
TITAN	3300	3100	3211
ULTRACEMCO	8500	8000	8351
UPL	650	600	611
WIPRO	420	400	407

Derivative Recommendations:

Stock Name	Call (Buy/Sell)	Entry price	Targets	Stop Loss	Duration	Status
GNFC Future	Buy	614	655	602	Positional	Open
IEX 135 CE	Buy	5	10	2.5	Positional	Open

FROM THE EQUITY DERIVATIVE DESK:

NIRAV HARISH CHHEDA
AVP - DERIVATIVES AND TECHNICAL RESEARCH
E-Mail: nirav.chheda@nirmalbang.com
Tel no: 6273-8199/8000

AMIT BHUPTANI
DERIVATIVES AND TECHNICAL RESEARCH ANALYST
E-Mail: amit.bhuptani@nirmalbang.com
Tel no: 6273-8242/8000

DISCLOSURES

Research Reports that are published by Nirmal Bang Securities Private Limited (hereinafter referred to as "NBSPL") are for private circulation only. NBSPL is a registered Research Analyst under SEBI (Research Analyst) Regulations, 2014 having Registration no. INH000001766. NBSPL is also a registered Stock Broker with National Stock Exchange of India Limited, BSE Limited, Metropolitan Stock Exchange of India Limited, Multi Commodity Exchange of India Limited, National Commodity and Derivative Exchange Limited and Indian Commodity Exchange Limited in cash and Equity and Commodities derivatives segments.

NBSPL has other business divisions with independent research teams separated by Chinese walls, and therefore may, at times, have different or contrary views on stocks and markets.

NBSPL or its associates have not been debarred / suspended by SEBI or any other regulatory authority for accessing / dealing in securities Market. NBSPL, its associates or analyst or his relatives do not hold any financial interest (Except Investment) in the subject company. NBSPL or its associates or Analyst do not have any conflict or material conflict of interest at the time of publication of the research report with the subject company. NBSPL or its associates or Analyst or his relatives may or may not hold beneficial ownership of 1% or more in the subject company at the end of the month immediately preceding the date of publication of this research report.

NBSPL or its associates / analyst has not received any compensation / managed or co-managed public offering of securities of the company covered by Analyst during the past twelve months. NBSPL or its associates have not received any compensation or other benefits from the company covered by Analyst or third party in connection with the research report. Analyst has not served as an officer, director or employee of Subject Company. NBSPL / analyst has not been engaged in market making activity of the subject company.

Analyst Certification: The research analysts and authors of these reports, hereby certify that the views expressed in this research report accurately reflects my/our personal views about the subject securities, issuers, products, sectors or industries. It is also certified that no part of the compensation of the analyst(s) was, is, or will be directly or indirectly related to the inclusion of specific recommendations or views in this research. The analyst(s) principally responsible for the preparation of this research report and has taken reasonable care to achieve and maintain independence and objectivity in making any recommendations.

DISCLAIMER

This report is for the personal information of the authorized recipient and does not construe to be any investment, legal or taxation advice to you. NBSPL is not soliciting any action based upon it. Nothing in this research shall be construed as a solicitation to buy or sell any security or product, or to engage in or refrain from engaging in any such transaction. In preparing this research, we did not take into account the investment objectives, financial situation and particular needs of the reader.

This research has been prepared for the general use of the clients of NBSPL and must not be copied, either in whole or in part, or distributed or redistributed to any other person in any form. If you are not the intended recipient you must not use or disclose the information in this research in any way. Though disseminated to all the customers simultaneously, not all customers may receive this report at the same time. NBSPL will not treat recipients as customers by virtue of their receiving this report. This report is not directed or intended for distribution to or use by any person or entity resident in a state, country or any jurisdiction, where such distribution, publication, availability or use would be contrary to law, regulation or which would subject NBSPL & its group companies to registration or licensing requirements within such jurisdictions.

The report is based on the information obtained from sources believed to be reliable, but we do not make any representation or warranty that it is accurate, complete or up-to-date and it should not be relied upon as such. We accept no obligation to correct or update the information or opinions in it. NBSPL or any of its affiliates or employees shall not be in any way responsible for any loss or damage that may arise to any person from any inadvertent error in the information contained in this report. NBSPL or any of its affiliates or employees do not provide, at any time, any express or implied warranty of any kind, regarding any matter pertaining to this report, including without limitation the implied warranties of merchantability, fitness for a particular purpose, and non-infringement. The recipients of this report should rely on their own investigations.

This information is subject to change without any prior notice. NBSPL reserves its absolute discretion and right to make or refrain from making modifications and alterations to this statement from time to time. Nevertheless, NBSPL is committed to providing independent and transparent recommendations to its clients, and would be happy to provide information in response to specific client queries.

Before making an investment decision on the basis of this research, the reader needs to consider, with or without the assistance of an adviser, whether the advice is appropriate in light of their particular investment needs, objectives and financial circumstances. There are risks involved in securities trading. The price of securities can and does fluctuate, and an individual security may even become valueless. International investors are reminded of the additional risks inherent in international investments, such as currency fluctuations and international stock market or economic conditions, which may adversely affect the value of the investment. Opinions expressed are subject to change without any notice. Neither the company nor the director or the employees of NBSPL accept any liability whatsoever for any direct, indirect, consequential or other loss arising from any use of this research and/or further communication in relation to this research. Here it may be noted that neither NBSPL, nor its directors, employees, agents or representatives shall be liable for any damages whether direct or indirect, incidental, special or consequential including lost revenue or lost profit that may arise from or in connection with the use of the information contained in this report.

Copyright of this document vests exclusively with NBSPL. Our reports are also available on our website www.nirmalbang.com